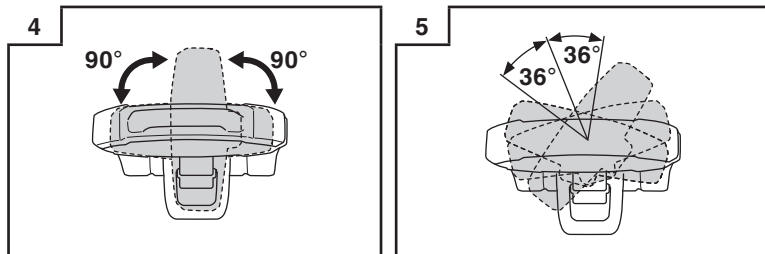
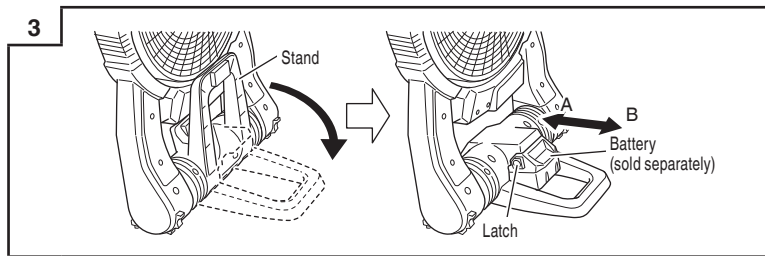
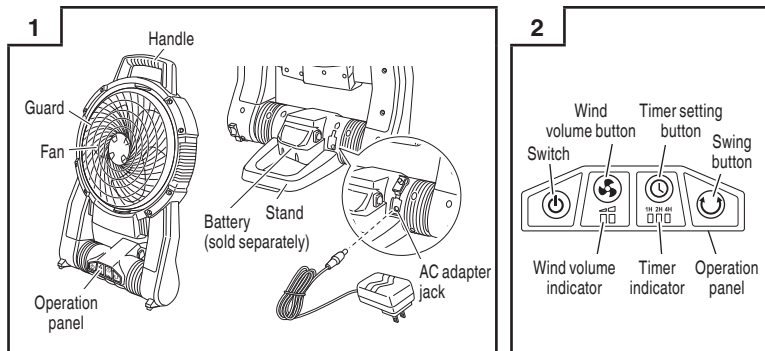


UF 18DSAL



CORDLESS FAN UF18DSAL INSTRUCTION MANUAL

⚠ WARNING:

- Do not expose the fan to rain. Store indoors.
- Use AC adapters and batteries specified by the manufacturer.
- Be careful of electrical shock.
- When not in use or during inspection and maintenance, be sure to turn the switch OFF on the unit, and remove the battery or AC adapter from it.
- Do not use in locations where there is a risk of fire or explosions.
- Cease use immediately if an abnormality is detected.
- Do not shock or disassemble the fan.

CAUTION:

- Use the fan indoors in a stable location.
- Read all safety warnings and all instructions.
- Do not pull the AC adapter cord. Make sure you grip the AC adapter when unplugging it from a power socket. Do not use damaged AC adapters.
- Store the fan in locations away from high temperatures and out of the reach of children.
- Do not insert fingers or any other object inside the guard.
- Also make sure it does not come into contact with your hair, clothes, etc.
- Do not allow the fan to contact gasoline, thinner etc.
- This fan is not intended for use by persons (including children) with reduced physical, sensory or mental capabilities, or lack of experience and knowledge, unless they have been given supervision or instruction concerning use of the fan by a person responsible for their safety.
- Children should be supervised to ensure that do not play with the fan.
- This appliance can be used by children aged from 8 years and above and persons with reduced physical, sensory or mental capabilities or lack of experience and knowledge if they have been given supervision or instruction concerning use of the appliance in a safe way and understand the hazards involved. Children shall not play with the appliance. Cleaning and user maintenance shall not be made by children without supervision.
- Do not use an AC adapter other than the one supplied with this product.

SPECIFICATIONS

Operating time (Approx.): Using full charged Battery / Swing operation

Wind speed	[High/Low] modes	190 / 160 m/min
Dimensions (without battery)		264 mm (length) x 370 mm (width) x 520 mm (height)
Weight (without battery)		3.0 kg
AC adapter		INPUT: (100 V - 240 V) ~ OUTPUT: 12V 2.0 A

	Battery	BSL1850	BSL1830	BSL1450	BSL1430	BSL1420
[High/Low] mode (h)		4.5 / 7.3	2.8 / 4.5	3.8 / 6.5	2.5 / 4	1.5 / 2.5

HOW TO USE

- 1. Fan angle adjustment**
The angle of the stand can be adjusted. (Fig. 3)
- 2. Using the AC adapter**
Plug the AC adapter jack into the adapter jack on the fan, and then plug it into a power socket. (Fig. 1)
- 3. Using the battery**
Insert the battery in direction A until it clicks. To remove, extract it in direction B while holding down the latch. (Fig. 3)
- 4. Operations (Fig. 2)**
Press the switch to commence operations. Press the wind volume button to alternate the strength of the wind between high and low. The relevant wind volume indicator will be illuminated.

Press the timer setting button to illuminate the relevant indicator so that operations are halted within one, two or four hours.

Wind direction can be manually adjusted to any position within a range of 90° to the right or left. (Fig. 4)

The fan will oscillate 36° right and left from any position when the swing button is pressed. To stop oscillation, press the button once again. (Fig. 5)

CAUTION:

There are cases in which the function to prevent excessive discharge from the battery will halt operations. In this event, either replace the battery or recharge it.

NOTE: The specifications herein are subject to change without prior notice.

Only for EU countries



Do not dispose of electric tools together with household waste material!
In observance of European Directive 2012/19/EU on waste electrical and electronic equipment and its implementation

in accordance with national law, electric tools that have reached the end of their life must be collected separately and returned to an environmentally compatible recycling facility.



: Read all safety warnings and all instructions.

Koki Holdings Co., Ltd.

Shinagawa Intercity Tower A, 15-1, Konan 2-chome,
Minato-ku, Tokyo, Japan

009
Code No. C99700311 G
Printed in China