

MADE FOR BEYOND GOLF

TUBULAR PLATE DEEP CYCLE BATTERY

The all new Golf Master tubular batteries are an excellent choice for electric vehicles like scissor lift, floor sweepers & material handling equipment. The innovative tubular plate technology design is far more durable and dependable than most leading deep cycle batteries. Its industry leading warranty offers added peace of mind.

Engineered to give superior power and longer service life, it's round tube design with greater surface area, maximizes active material to produce higher voltage. Specially designed PET fabric tubing provides superior strength offering improved life. Die cast positive spine for more strength and corrosion resistance permits superior service life.

Whilst our Golf Master conventional flat plate range continue to deliver high demands of todays Deep Cycle applications, Golf Master tubular is a premium option for those seeking the best when it comes to service life and power.



GolfMaster Tubular

- High pressure die cast positive spine resists corrosion.
- Active material covered by PET (Polyethylene Terephthalate) fabric tubing, prevents active material shedding.
- High purity lead material for longer maintenance intervals allows lower maintenance costs.

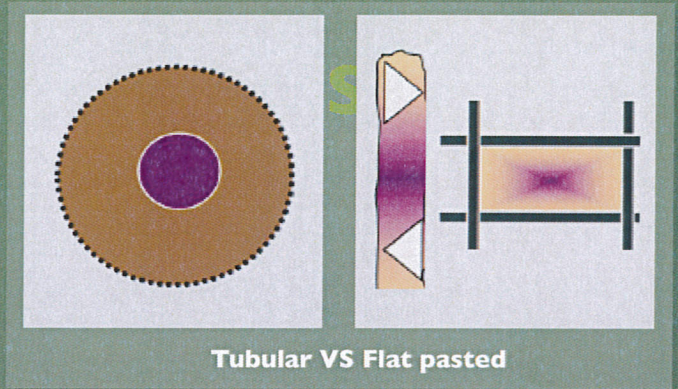
*Warranty conditions apply.

WHAT'S GIVING YOU MORE POWER WITH TUBULAR TECHNOLOGY

1

Circle is better than a Square

Golf Master's round tube has greater plate area than a conventional flat plate design. This optimises active material utilization allowing higher voltage under load. This means there is more than enough power in which ever application it being used.




2

Exceptional Service life through Tubular plate technology

Specially designed PET fabric tubing provide superior strength. In addition this helps prevent active material shedding and plate deformation better than traditional flat plate design.

Uniform and controlled paste density all through out the tubes significantly improve electrical capacity and life capacity and life



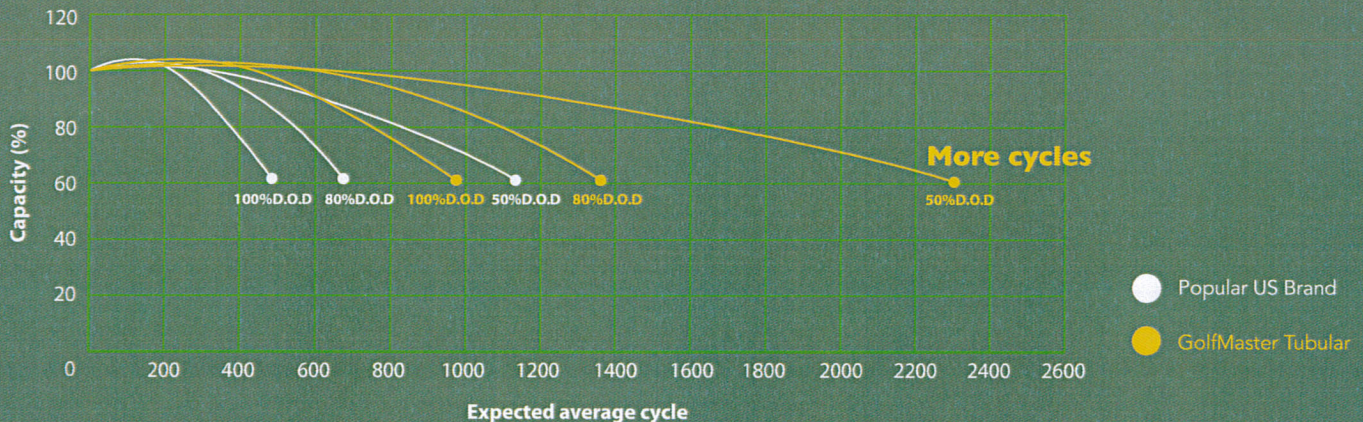
3

Advanced Technology tubular positive plate

High pressure die-cast positive spine help deliver superior corrosion resistance, better than gravity cast flat plate design. These features help prolong battery life.

WHY YOU SHOULD CHOOSE TUBULAR PLATE OVER CONVENTIONAL?

Comparison graph - Cycle life in relation to depth of discharge



GOLF CART TUBULAR

TYPE	VOLTS	RC	CAPACITY 20HR [AH]	OVERALL DIMENSIONS (mm)				WET WEIGHT (kg)	ASSEMBLY	WARRANTY
				L	W	H	TH			
R105T	6	115	226	259	182	248	283	29.0	FIG. 01	18
R875T	8	75	174	259	182	248	283	30.0	FIG. 02	18
R1275T	12	70	152	328	182	262	297	41.0	FIG. 02	18

BATTERY ASSEMBLIES

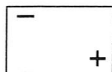


FIG. 01

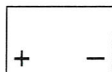
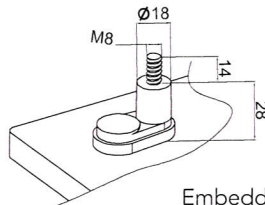


FIG. 02

BATTERY TERMINAL



Embedded Terminal

CHARGING INSTRUCTIONS

SYSTEM VOLTAGE	6V	8V	12V	24V	36V	48V
Bulk Charge	7.4	9.9	14.8	29.6	44.5	59.3
Float Charge	6.7	9.0	13.5	27.0	40.5	54.0
Equalize Charge	8.1	10.8	16.2	32.4	48.6	64.8

Charger voltage settings (at 25°C). Do not install or charge batteries in a sealed or unventilated compartment. Constant under or overcharging will damage the battery and shorten its life as with any battery

CHARGING TEMPERATURE

ADD

0.005 Volt per cell for every 1°C below 25°C

SUBTRACT

0.005 Volt per cell for every 1°C above 25°C

DISCHARGING TEMPERATURE

-20°C to +45°C. At temperatures below 0°C maintain a state of charge greater than 60%.

SELF-DISCHARGE

3.5-10% per month depending on storage temperature conditions.

MAINTENANCE TIPS

- After each use batteries should be recharged. This is a key maintenance tip and should be followed in order to maximise the service life of the battery. If feasible charging between rounds is recommended. Do not send out a cart unless the batteries are in good state of charge.
- Watering is also a very important step in maintaining a flooded lead acid battery. Check water level after each charge/cycle. Make sure that there is no overfill to avoid loss of electrolyte. Always use distilled water. Use of watering kit is recommended.
- During off-season batteries should be stored in an unheated area. Make sure the batteries are fully charged before storing. Periodic checks needs to be carried out to make sure specific gravity do not go below 1.220. Follow the preventive maintenance before putting carts back in service