

Date Issued: 07-11-2019
TDS No: TDS-V202 (uncontrolled)

1. PRODUCT AND COMPANY IDENTIFICATION

Product Code: BV122560LO

Product Description:

BLOX Safety Support Tyre/axle 'V' Block. Cup and 'V' Profile 12.5cm x 25cm x 60cm, with Lanyard Orange.

Weight:


15.5kg

Working Load Limit (WLL):

122kg/cm² (12MPa) at ambient/operating temperature of 25⁰ C refer section 3 – Working Load Limit for further WLL data.

Total Block WLL:

85,400kg at 25⁰ C (calculated on V surface area only)



Product Introduction: BLOX Safety Support block is designed to stabilise heavy loads that have been lifted for service, access or repair. The BLOX Safety Support is manufactured from a uniquely formulated compound consisting of recycled high-density polyethylene (HDPE) / Wood / and Polyurethane to create an alternative to traditional timber blocks. Typically, individual pieces are referred to as “blocks” and the structure or stacks are commonly described as “cribs”.

The user must be familiar with the contents of this document and only the user can determine load capacity. Any bending, sagging, deflection, bulging or deforming of the cribs indicates overloaded cribs and additional blocks may be needed. Failure to observe these precautions may result in serious injury or death.

Manufacturer's Name:

Cribbing and Matting Co. Pty Ltd
Unit 9, 12 Abbott Road
Seven Hills, NSW 2147

Emergency Telephone Number: 02 9674 7428

Contact Telephone Number: 02 9674 7428

2. RISK ASSESSMENT

Always perform your own risk assessment before using this product.
 Always know the weight of the equipment being supported. Consult your machinery or vehicle manufacturer manual and guidelines for recommended blocking and lifting points.

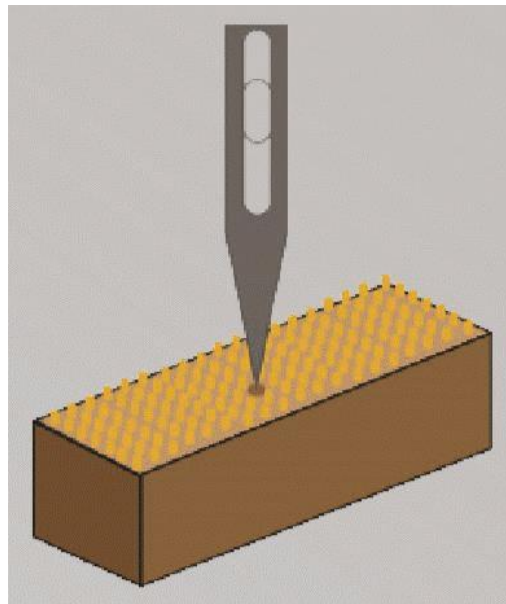
3. WORKING LOAD LIMIT

Performance of the BLOX block may be reduced when used in high ambient temperatures. Testing has been conducted with the guidance of AS1170.0.2002 and AS2498:3:1993. Block Total WLL are based on a full press load evenly distributed across the top and bottom surfaces of the block.

| @25° Celsius | | | @50° Celsius | | |
|-----------------------|--------------------|-------------|-----------------------|--------------------|-------------|
| MPa | kg/cm ² | psi | MPa | kg/cm ² | psi |
| 12 | 122 | 1740 | 8 | 81.5 | 1160 |
| Block Total WLL @25°C | | | Block Total WLL @50°C | | |
| 85,400kg | | | 57,000kg | | |

Point Loading

Point loading must be avoided.



Sustained Period of Load

The above WLL's are based on a sustained period of loading no greater than 3 months. For longer periods of loading contact Cribbing and Matting co or seek further engineering advice.

Never exceed the WLL for the BLOX Block.

If a load to be supported exceeds the WLL of BLOX Block a dangerous situation is present and stop the task immediately and take corrective action.

If the BLOX Block is loaded to the point that the block is bending, sagging, deflection, bulging, deforming the WLL has been exceeded and a dangerous situation is present. Build additional crib or cribs to support the load.

BLOX blocks can compress as much as 10 to 20 percent under load.

The BLOX Block in application should be inspected regularly to assure continued stability.

Excessive heat can cause the plastic material to creep, resulting in diminished load carrying capacity. Extreme cold can cause the cribbing material to fracture prematurely.

4. PRECAUTIONS for SAFE USE – GENERAL CRIBBING PRINCIPLES

Inspection

Inspect the BLOX Block for any visible damage before use. For safety do not use the BLOX block if it shows damage such as punctures, cuts, abrasions, cracks or excessive wear and tear or signs of chemical damaged. In addition, if the BLOX block is compressed more that 20% of its original size, the block has reached the end of its useful life and should be disposed of through best recycling practices.

Cleaning

The BLOX block can be power washed to remove dirt and grit if required. If foreign materials have become ground into the block surface, or if the surface contains cracks, cuts or abrasions, the block should be removed from service. Contaminated blocks that cannot be cleaned should also be removed from service.

Precautions to Be Taken in Handling and Storing

No Special Precautions – Good housekeeping practice should be followed. Store BLOX Blocks in a cool, dry area in an unloaded state. Do not store BLOX blocks outdoors. Protect BLOX blocks from freeze thaw cycles. Store BLOX Blocks away from direct sunlight and other sources of ultraviolet (UV) radiation.

BLOX blocks that are Damaged or Reached the end of its useful life

BLOX blocks are manufactured from new composite material that are fully sustainable and when they reach the end of product life can be easily recycled through common industrial waste recycling process. Contact your local recycler to dispose of damaged and unusable cribbing blocks.

Weight Bearing Surface

Be certain that the floor, ground, or all other bearing surfaces are capable of supporting the combined weight of the crib structure and the load to be supported. Never use blocks or build cribbing on loose or unstable ground.

Lanyard Use

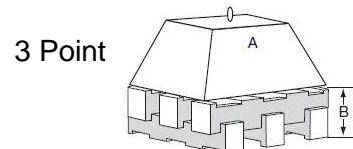
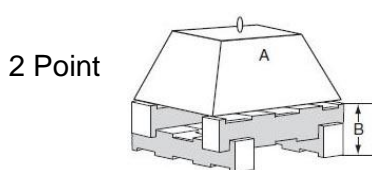
Block lanyards are for general carrying of the BLOX block only. Do not allow any person to climb or hang from cribbing. Do not use lanyards as grab handles or as a means of support as block could shift or fall.

Crib Construction Types

When properly built, cribs transfer the load perpendicular to the blocks, resulting in an even compression of the crib. Cribs are built using one of three basic construction methods.

Method 1:

Box cribs are commonly constructed using either a “2 point” or “3 point” crisscross of cribbing blocks positioned at 90° angles. The arrangement may be square or rectangular. Whenever possible, cribs should be built in square or rectangular shapes to maximise load capacity, stability and safety.



5. PRECAUTIONS for SAFE USE – GENERAL CRIBBING PRINCIPLES (Continued)

Method 2:

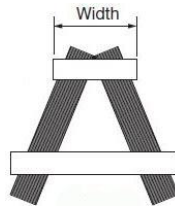
Parallel Cribs are similar to box cribs except that the crisscrossed cribbing blocks are not placed at 90° angles. This configuration is less stable than a box crib and is typically only used when space limitations do not allow for a box crib.

Parallel Crib



Method 3:

Triangle Cribs can be used when there is not enough room for a box or parallel crib. This method provides the least stability but may be the only solution where space is especially limited.



Triangle Crib

6. HAZARDOUS INGREDIENTS/IDENTITY INFORMATION

| Hazardous Components (Specific Chemical Identity; Common Name(s)) | OSHA PEL | ACGIH TLV | Other Limits Recommended | % Optional |
|---|----------|-----------|--------------------------|------------|
| N/A | | | | |

7. PHYSICAL/CHEMICAL CHARACTERISTICS

| | | | |
|-------------------------------------|------------|---------------------------------------|----------------|
| Boiling Point | N/A | Specific Gravity (H ₂ O=1) | .92-.95 |
| Vapour Pressure (mm Hg) | N/A | Melting Point | 225°C |
| Vapour Density (AIR=1) | 0 | Evaporation Rate (Butyl Acetate =1) | N/A |
| Solubility in Water= 0 | | | |
| Appearance and Odor= No Odor | | | |

8. FIRE AND EXPLOSION HAZARD DATA

| | | | |
|--|--------------------------------|-------------------|-------------------|
| Flash Point (Method Used) 645°C | Flammable Limits N/A | LEL N/A | UEL N/A |
| Extinguisher Media= Water-Foam-CO₂ | | | |
| Special Fire Fighting Procedures= None | | | |
| Unusual Fire and Explosion Hazards= None | | | |

9. REACTIVITY DATA

| | | | |
|---|----------------|----------|--|
| Stability | Unstable | | Conditions to avoid= Very Strong Oxidizing Agents |
| | Stable | X | |
| Incompatibility (Materials to avoid)= None Known | | | |
| Hazardous Decomposition or Byproducts= None | | | |
| Hazardous Polymerization | May Occur | | Conditions to Avoid |
| | Will Not Occur | X | |

10. HEALTH HAZARD DATA

| | | | |
|--|------------------------|------------------|-----------------------|
| Route(s) of Entry= No | Inhalation?= No | Skin?= No | Ingestion?= No |
| Health Hazards (Acute and Chronic)= None | | | |
| Carcinogenicity= None | NTP? | IARC Monographs? | OSHA Regulated? |
| Signs and Symptoms of Exposure= None | | | |
| Medical Conditions Generally Aggravated by Exposure= None | | | |
| Emergency and First Aid Procedures= None | | | |

11. CONTROL MEASURES

| | | |
|---|-------------------------------------|----------------------|
| Respiratory Protection (Specific Type) = N/A | | |
| Ventilation | Local Exhaust= When Cutting | Special= None |
| | Mechanical (General)= None | Other= None |
| Protective Gloves= When Cutting | Eye Protection= When Cutting | |
| Other Protective Clothing or Equipment= None | | |
| Work/Hygienic Practices= Normal Hygiene | | |

12. CHEMICAL RESISTANCE POLYETHYLENE – PE

| | |
|--|---|
| Polyethylene – Very Good Chemical Resistance Acetic Acid Ammonium hydroxide 30% Calcium hydroxide 30% Diethylene glycol Ethylene glycol Ethanol 100% Glycerin Glycol Hydrogen peroxide 30% Mercury Methanol Potassium hydroxide 30% Sodium hydroxide 30% Polyethylene – Good Chemical Resistance Acetone Formaldehyde 10-40% Gas oil Caproic acid Iodine Isobutanol Isopropanol | Polyethylene – Good Chemical Resistance (continued) Motor oil Mercal oil Natural gas Gasoline Phenol Transformer oil Vaseline Polyethylene – Medium Chemical Resistance Dibutylether Ethylene acetate 100% Furfurol 100% Heptane Paraffin Polyethylene – Poor Chemical Resistance Diethylether Ethylenechloride Hydrogen peroxide 90% Methylene chloride Polyethylene – No Chemical Resistance Acetylene dechloride |
|--|---|

13. TERMS AND CONDITIONS OF USE

The content of this document is the confidential property of Cribbing and Matting Co and has been prepared to provide information to engineers using BLOX Cribbing Blocks. Except with its prior written authority, Cribbing and Matting Co strictly prohibits: 1. the copying or reproduction of this document or any part thereof; and 2. the disclosure to any other party of any of the contents of this document. Cribbing and Matting Co does not warrant the advice and material contained in the document as suitable for any other purpose or event other than those purposes outlined herein. Cribbing and Matting Co denies any liability in the case of damage to property or injury to people caused through the incorrect or improper use of the advice or material contained in this document or if the advice was used for a purpose other than that specified by Cribbing and Matting Co.