

# **BOP20 & BOP60** BATTERY OPERATED PUMP      BATTERY OPERATED PUMP

## **POWER HEAD**

### **Owners Manual**

#### **INTRODUCTION**

Macnaught has designed and manufactured this pump to the highest quality standards using premium quality materials and workmanship.

**PLEASE READ THIS SAFETY INFORMATION CAREFULLY BEFORE USE.**

Read and retain this instruction manual to assist you in the operation of your new product.



#### **POWER HEAD SAFETY WARNINGS**

Failure to follow all instructions listed may result in electric shock, fire, serious injury and/or damage to the power tool. The term “power tool” in all of the warnings listed refers to your battery operated (cordless) power tool.

- **DO NOT** use product if the product is damaged or the switch does not turn the pump on.
- **Only use “ORIGINAL” Macnaught replacement parts, battery or charger**
- **DO NOT** store or use the power tool and battery pack in locations where the temperature may reach or exceed 40°C/104°F.
- **DO NOT** use with Charger or Battery if equipment is worn or damaged, (remove from service)



#### **GENERAL SAFETY**

- **DO NOT** lift the power head with locking lever. Handle power head with care. **DO NO DROP.**
- Make sure the power head is securely connected/attached to the stem.
- **DO NOT** leave the power head sitting on top of the stem unlocked.
- Stop operating the pump if any leakings at the joints are noticed.
- **DO NOT** modify the pump in any way.
- **DO NOT** use the product in potentially explosive atmosphere or areas.
- **DO NOT** expose the product to fire and source of heat.
- Use product in well ventilated area.
- Only use genuine Macnaught battery and chargers with this product.
- Only use genuine Macnaught battery and chargers with this product.



## GENERAL SAFETY (CONT'D)



- **DO NOT ALLOW POWER TOOL TO RUN DRY.**
- Battery pack and power head should be protected from water.
- **DO NOT** expose the power head to a nearby magnet as its performance will be adversely affected.
- The battery operated pump should always be used in a vertical position.
- **DO NOT** expose power tool to rain or wet conditions.
- Use power tool and accessories in accordance with these instructions.
- **DO NOT** allow power tool to operate unattended.
- **DO NOT** use power tool if the switch is damaged and does not turn on and off.
- Disconnect the battery from the power head before making any adjustment, changing accessories, or storing power tool.
- **DO NOT** Leave the power head sitting on top of the stem unlocked.
- Keep the cordless power tool and plastic bag away from babies and children.

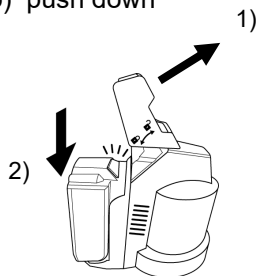
### DISCLAIMER

Gases, vapors, mists, and specks of dust can form explosive atmospheres with air. User SHALL NOT use the product in this kind of environment. Failure to comply can lead to fire and explosive hazards.

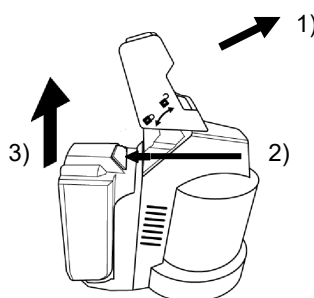
## OPERATING INSTRUCTIONS

### INSERT / REMOVE BATTERY

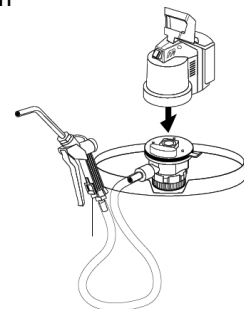
- 1) Insert battery
  - a) lift handle
  - b) push down



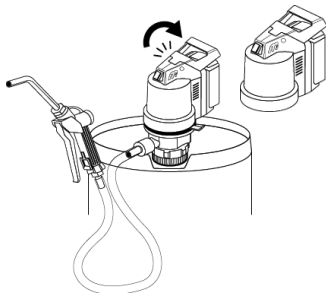
- 2) Remove battery
  - 1) lift handle
  - 2) press button
  - 3) pull up



- 3) Ensure switch is off, then place power head onto pump stem

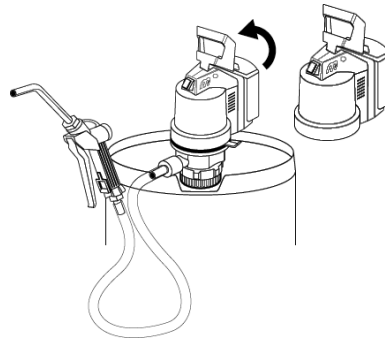


- 4) Press handle down to lock power head



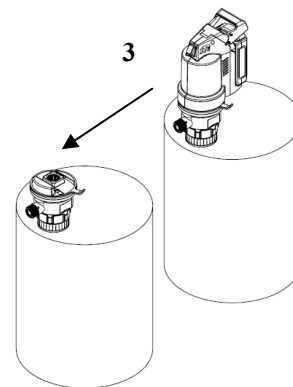
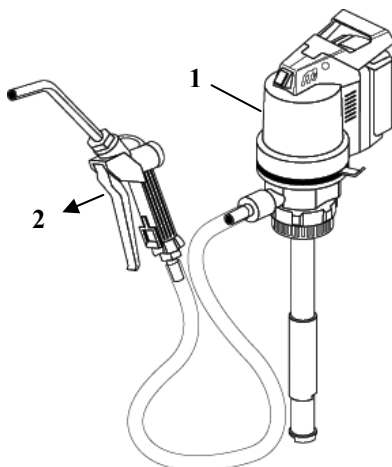
Note: Power head will not operate unless locked correctly into position.

- 5) To remove power head, Turn switch off, then lift handle.



## GENERAL OPERATION

- 1) Attach power head to stem
- 2) Press or Release trigger to adjust flow
- 3) Lift handle to transfer power head from stem to stem



## COMPLIANCE

### FCC:

This device complies with Part 15 of the FCC Rules. Operation is subject to the following two conditions:

- (1) this device may not cause harmful interference, and (2) this device must accept any interference received, including interference that may cause undesired operation.

Warning: Changes or modifications to this unit not expressly approved by the party responsible for compliance could void the user's authority to operate the equipment.

NOTE: This equipment has been tested and found to comply with the limits for a Class B digital device, pursuant to Part 15 of the FCC Rules. These limits are designed to provide reasonable protection against harmful interference in a residential installation. This equipment generates, uses and can radiate radio frequency energy and, if not installed and used in accordance with the instructions, may cause harmful interference to radio communications. However, there is no guarantee that interference will not occur in a particular installation. If this equipment does cause harmful interference to radio or television reception, which can be determined by turning the equipment off and on, the user is encouraged to try to correct the interference by one or more of the following measures:

- Reorient or relocate the receiving antenna.
- Increase the separation between the equipment and receiver.
- Connect the equipment into an outlet on a circuit different from that to which the receiver is connected.
- Consult the dealer or an experienced radio/ TV technician for help.

**m**  
**macnaught**

**UK Declaration of Conformity**

We: Macnaught Pty, Ltd. Of: 41-49 Henderson Street, Turrella NSW 2205, Australia.

Declare that: Power Head BP20-PH  
Li-Ion Battery MBP2000MAH


In accordance with:

Machinery Directive	2006/42/EC
Electromagnetic Compatibility Directive	2014/30/EU
Restriction of Hazardous Substance Directive	2011/65/EU as amended by 2015/863/EU
Waste Electrical and Electronic Equipment Directive	2012/19/EU
Battery Directive	2006/66/EC as amended by 2013/56/EU

have been designed and manufactured to the applicable harmonised standards below:

(BP20-PH)	EN ISO 12100: 2010 EN 809: 1999+A1: 2009/AC: 2010 EN55014-1: 2017 EN55014-2: 2015 EN60204-1: 2006+A1: 2009/AC: 2010
(MBP2000MAH)	EN62133-2: 2017 EN55032: 2015 EN55035: 2017

I hereby declare that the equipment named above has been designed to comply with the relevant sections of the above referenced specification. The product complies with all essential requirements of the Directives.


Signature: 

Name: Marco Uccellani Position: Engineering Manager

Done at: 41-49 Henderson Street, Turrella NSW 2205, Australia. Date: 23/Jun/2021

COM-D/IMG/PIM/UECA-BOP-PH\_R1  
QA-CN7444  
Issued by: R.Khan

## ENVIRONMENTAL

	Power tools that are no longer usable should not be disposed of with household waste but in an environmentally friendly way. Please recycle where facilities exist. Check with your local council authority for recycling advice.
---	---

**m**  
**macnaught**

**EU Declaration of Conformity**

We: Macnaught Pty, Ltd. Of: 41-49 Henderson Street, Turrella NSW 2205, Australia.

Declare that: Power Head BP20-PH  
Li-Ion Battery MBP2000MAH

In accordance with:

Machinery Directive	2006/42/EC
Electromagnetic Compatibility Directive	2014/30/EU
Restriction of Hazardous Substance Directive	2011/65/EU as amended by 2015/863/EU
Waste Electrical and Electronic Equipment Directive	2012/19/EU
Battery Directive	2006/66/EC as amended by 2013/56/EU

have been designed and manufactured to the applicable harmonised standards below:

(BP20-PH)	EN ISO 12100: 2010 EN 809: 1999+A1: 2009/AC: 2010 EN55014-1: 2017 EN55014-2: 2015 EN60204-1: 2006+A1: 2009/AC: 2010
(MBP2000MAH)	EN62133-2: 2017 EN55032: 2015 EN55035: 2017

I hereby declare that the equipment named above has been designed to comply with the relevant sections of the above referenced specification. The product complies with all essential requirements of the Directives.

Signature: 

Name: Marco Uccellani Position: Engineering Manager

Done at: 41-49 Henderson Street, Turrella NSW 2205, Australia. Date: 23/Jun/2021

COM-D/IMG/PIM/CE-BOP-PH\_R2  
QA-CN7444  
Issued by: R.Khan



**Head Office - Australia**  
**Macnaught Pty Limited**  
ABN 66 000 075 785

41-49 Henderson St  
Turrella, NSW, 2005  
Sydney, Australia.

**T:** +61 2 9567 0401  
**F:** +61 2 9597 7773  
**W:** [www.macnaught.com.au](http://www.macnaught.com.au)

**Macnaught USA Inc**  
**(North & South America)**  
614 South Ware Blvd. Tampa,  
Florida, 33619 United States.

**T:** +1813 628 5506  
**F:** +1813 628 5506  
**E:** [info@macnaught.com](mailto:info@macnaught.com)  
**W:** [www.macnaughtusa.com](http://www.macnaughtusa.com)

**Note:**  
This product should be disposed of according to all applicable local and national government environment regulations and guidelines.



For Warranty Terms and Conditions see [macnaught.com.au](http://macnaught.com.au)  
For a list of Australian Service Centres see [macnaught.com.au](http://macnaught.com.au)