



MIRROR CATALOGUE

BRANCHES NZ-WIDE | 0508 677 704 | TWLNZ.CO.NZ

Proudly Playing a Part
in NZ Road Transport
since 1966



Contents

Contents	Page
Electric Mirror Head Suit Japanese Trucks	3
Electric Mirror Head & Spotter Suit Japanese Trucks	4
Mirror Heads and Adaptors Suit Japanese Style Trucks	5
Japanese, Agricultural & General Use Mirrors	6
Mirror Heads Suit West Coast Style Steel & Stainless & Spotter Mirrors	7
Mirror Arms and Brackets	8
Mirror Heads Assorted Suit Light Truck Japanese & Euro & Universal Fit	9
Spafax Unbreakable Mirror Heads Universal Fit	10



Black ABS Body Electric Mirror Head
to suit Japanese Style Trucks 24V

- Black ABS body electric mirror head
- Top and bottom glass heated, 24V
- Electric adjust flat glass top mirror
- Manual adjust R400 convex spotter
- 6 Pin O-ring sealed plug, 2m cable
- Fits 19, 22 or 28mm tubular bracket
- Approvals: E Approved, ADR 14-00
- H 420mm x D x 135mm x W 200mm

SPLIT MIRROR HEAD

Part No.	Description
147300E24H	Split, Top Flat, Bottom R400 Convex, Left or Right Side Mount, Electric, Heated 24V



Large flat glass
Area for improved visibility

Convex spotter
R400, independently adjustable

WIRING HARNESS

- Will suit two mirrors
- 3 metre wiring total
- Sold separately

Part No.	Description
147HARNESS	Wiring Harness Kit 12V/24V



Black ABS Body Electric Mirror Head to suit Japanese Style Trucks 24V

- Black ABS body electric mirror head
- Mirror head and spotter heated
- Electric adjust flat glass top mirror
- Manual adjust R400 convex spotter
- Fits 19, 22 or 28mm tubular bracket
- H 380mm x D x 110mm x W 200mm
- Spotter: H170mm x D100mm x W220mm

SPLIT MIRROR HEAD

Part No.	Description
147360FE24H	Mirror Head Flat Glass, H360mm x D180mm, Left or Right Side Mount, Electric Adjust, Heated 24V
147150M24H	Rectangular Convex Glass R400, H220mm x D170mm Spotter Mirror, Manual Adjust, Heated 24V



Large flat glass
Area for improved visibility

Convex spotter
R400, independently adjustable

WIRING HARNESS

- Will suit two mirrors
- 3 metre wiring total
- Sold separately

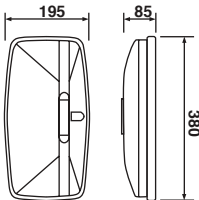
Part No.	Description
147HARNESS	Wiring Harness Kit 12V/24V



JAPANESE STYLE 380 SERIES MIRROR HEADS

- Available in flat or convex glass, or split glass with independently adjustable convex spotter
- Fits Ø19mm tubular bracket as standard

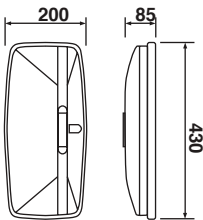
Part No.	Description	
147380F	Flat	Left or Right
147380C	Convex	Left or Right
147380SL	Split	Left
147380SR	Split	Right



JAPANESE STYLE 430 SERIES MIRROR HEADS

- Available in flat or convex glass, or split glass with independently adjustable convex spotter
- Fits Ø19mm tubular bracket as standard

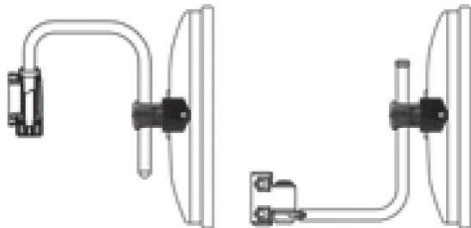
Part No.	Description	
147430F	Flat	Left or Right
147430C	Convex	Left or Right
147430SL	Split	Left
147430SR	Split	Right



JAPANESE STYLE UNIVERSAL APPLICATION ADAPTORS

These mirror heads suits a Ø19mm tubular bracket as standard. However, this universal adaptor enables mirror heads to be fitted to Ø10-25mm brackets.

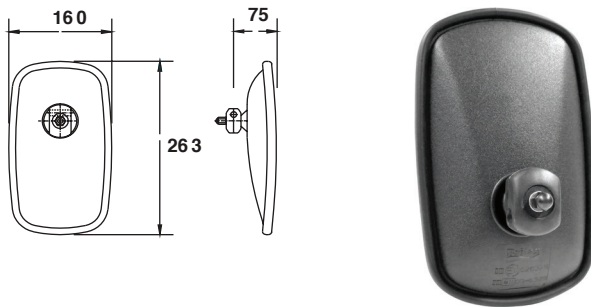
Part No.	Description
1471022	Adaptor 10-22mm 147380/430 series
1471625	Adaptor 16-25mm 147380/430 series



PLASTIC BODY SINGLE PIECE MIRROR HEADS

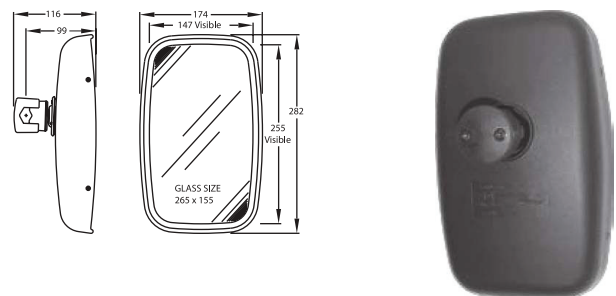
- Plastic moulded body
- Clamp suits 16mm
- E Approved, ADR 14-00

Part No.	Description
7182-301	Plastic Convex H263 W160 M16



- Plastic moulded body
- Clamp suits 10-22mm
- E Approved, ADR 14-00

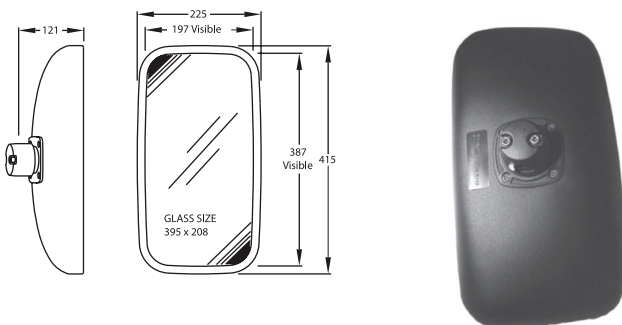
Part No.	Description
7112-023	Plastic Flat H282 W174 M22
7112-022	Plastic Convex H282 M22



Suit Japanese Style Trucks (415mm)


- Black ABS body with PVC surrounding
- Full flat or full R1800 convex glass
- Fits standard 14-22mm tubular bracket

Part No.	Description
1423100	415x225 Flat 14-22mm Bracket
1423125	415x225 Convex 14-22mm Bracket
1423635	Heater Element
7400-001-05	Replacement Glass to suit 1423100
1423325	Replacement Glass to suit 1423125



- Plastic moulded body
- Suits utility door mirror bracket, 8mm hole

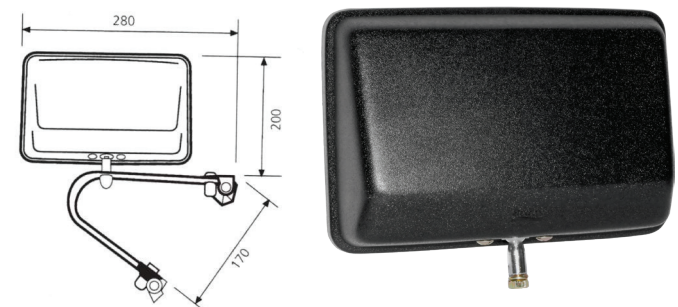
Part No.	Description
1441122	Plastic Flat H232 W152



DOOR MOUNT STEEL BRACKET PLASTIC MIRROR HEAD

- High corrosion resistant properties, Hinged door brackets
- Heavy duty pivot point hardware includes nylon washers, spring washers for pivot point rigidity and zinc coated fittings
- Reversible design to suit contour of vehicle cabin

Part No.	Description
1441011	Steel Flat H232 W152 M280 Single



STEEL WEST COAST MIRROR HEADS

- West Coast style mirror head
- Corrosion resistant black steel housing
- Unique extrusion to hold glass

SINGLE MIRROR HEAD

Part No.	Description
1421101-BRI	Steel Flat H292 W163 M11"
1421131	Steel Flat H379 W163 M14.6"
1421106-BRI	Steel Flat H418 W163 M16"
1421100	Steel Flat H463 W163 M18"
1423631	Heater Element



STAINLESS STEEL WEST COAST MIRROR HEADS

- West Coast style mirror head
- Stainless steel body and fittings
- Gasket sealed housing design to firmly retain mirror glass

ROUNDED CORNER MODELS

Part No.	Description
1421759-BRI	Stainless Steel Split H415 W188 M16"
1421758-BRI	Stainless Steel Flat H415 W188 M16"



SPOTTER CLAMP-ON CONVEX MIRRORS

- Supplied with tubular mount and angle bracket and separate clamp
- Rectangular: H 150mm x D 95mm x W 110mm
- Round: H 125mm x D 80mm

Part No.	Description
1421014	Rectangular Convex H150 W110 Steel
1441030	Round Convex D125 Steel



SPOTTER SELF ADHESIVE MIRRORS

- Fits directly onto the surface of an existing mirror
- Assists with blind spots and reverse parking

Part No.	Description
1441015-BRI	Round Convex D100 Self Adhesive
1441016-BRI	Rectangular Convex W140 Self Adhesive



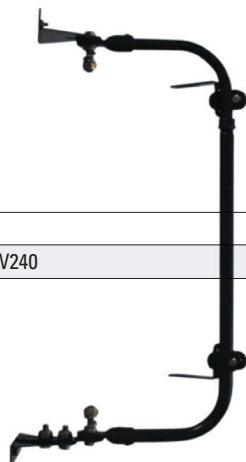
MIRROR WEST COAST BRACKET

- Galvanised powder coated steel frame and mounting brackets
- Suits West Coast Mirror heads and other universal applications
- Universal mounting brackets, position locking
- Adjustable height for 11" to 18"

Part No.	Description
1422006	W/Coast Bracket H Adjust W240



Adjustable Nut



MIRROR WEST COAST BRACKET

- Galvanised powder coated steel frame and mounting brackets
- Suits West Coast Mirror heads and other universal applications
- Universal mounting brackets
- Adjustable brace length 510-720mm
- Adjustable height for 11" to 18"

Part No.	Description
1422000	W/Coast Bracket w/ Brace H&W Adjust W445 - 545



Adjustable Nut



MIRROR WEST COAST BRACKET

- Galvanised powder coated steel frame and mounting brackets
- Suits West Coast Mirror heads and other universal applications
- Universal mounting brackets, position locking
- Adjustable height for 11" to 18"

Part No.	Description
1422026	W/Coast Bracket H&W Adjust W340 - 430



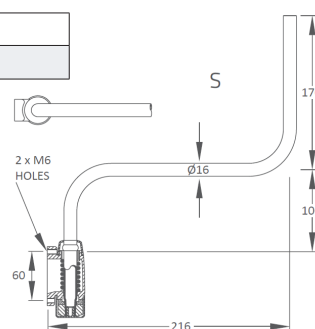
Adjustable Nut



GALVANISED POWDER COATED STEEL BRACKET FOR GENERAL PURPOSE USE

- Multi position, attach either upward or downward
- Galvanised powder coated steel
- Left or right hand mount

Part No.
7200-058



UNIVERSAL MIRROR BRACKET ARM ASSEMBLY

- Galvanised powder coated steel frame and mounting brackets
- High corrosion resistant properties
- Adjustable in length 350 - 540mm
- Mirror arm adjusts telescopically
- Suits universal mirror heads

Part No.	Description
1410591-BRI	Universal Arm Assembly Adjust W350 - 540



MIRROR CLAMP ASSEMBLY

- Allows fitment to tubular frames
- Suits West Coast mirror heads
- H 22mm x D 47mm x W 112mm

Part No.	Description
1441185	Clamp assembly Right Angle M16 tube
1441187	Clamp assembly Right Angle M19 tube




MERCEDES

Part No.	Description
TH1602	Size: 370 x 180 mm Convex. Black finish. Convex mirror head offset fits 16mm arm.




TRUCK BUS UNIVERSAL

Part No.	Description
TH1609C	Size: 305 x 150 mm Convex. Grey finish. Clamp mount 16mm diameter rod. Convex glass.



4WD/TRUCK/BUS

Part No.	Description
TH1607	Size: 255 x 155 mm Flat glass. Grey finish. Clamp mount 16mm arm. Flat glass.



TOYOTA / DYNA

Part No.	Description
TH1613	Size: 275 x 185 mm Convex. Convex mirror head. Black finish. Fits 17mm ball.



DAIHATSU DV76, DV78, DI85

Part No.	Description
TH1618	Size: 275 x 190 mm Convex. Convex mirror head. Black finish. Fits 16mm ball.



MAZDA T2000/T2600 T3500 T4100

Part No.	Description
TH1621	Size: 250 x 135 mm Convex Fits 16mm ball. Black finish.



NISSAN CABSTAR

Part No.	Description
TH1628	Head Size: 265 x 165 mm Convex. Convex mirror head. Black finish. Right or left hand mount fits 20mm arm. 25mm ball or 15mm arm with plastic sleeve (supplied).



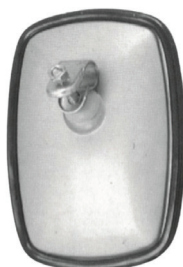
MITSUBISHI CANTER FE-111

Part No.	Description
TH1629B	Size: Head Size: 245 x 130mm. Convex. Black finish. Fits 16mm ball.



JEEP

Part No.	Description
TH1650	Size: 175 x 125 mm Flat glass. Grey finish. Clamp mount 16mm arm. Flat glass.




SCANIA /SAAB

Part No.	Description
TH1658C	Head Size: 255 x 160 mm Convex. Black finish. Convex mirrorhead, offset fit, 18mm arm.



ISUZU NKR/NHR

Part No.	Description
TH1652B	Size: 260 x 165 mm Convex. Black finish. Convex Truck Mirror Head Suit 15mm Ball, Mount, Isuzu.



SCANIA/SAAB

Part No.	Description
TH1659	Size: 430 x 230 mm Convex. Fits 18mm arm. Black finish. Convex Truck Mirror Head Clamp Mount.



ISUZU NPR

Part No.	Description
TH1653C	Size: 330 x 175 mm Convex Centre mount. C/W 17mm ball and 12 - 15mm clamp.



MAZDA T4000 T3500 T3000

Part No.	Description
TH1660	Size: 320 x 165 mm Convex. Fits 16mm ball. Black finish. Mazda/ Ford Trader; late model.

MITSUBISHI FK FV
FUSO 330/331

Part No.	Description
TH1662	Size: 325 x 240 mm Convex. Fits 30mm ball. Left or right hand fitting. Black finish. Convex Truck Mirror Head Ball Joint Mount.



MITSUBISHI CANTER+ROSA

Part No.	Description
TH1657	Size: 280 x 175 mm Convex. Fits 18mm ball mount. Bottom centre mount. Convex glass.

MITSUBISHI
FUSO 330/331

Part No.	Description
TH1663	Size: 230 x 210 mm Convex. Fits 30mm ball. Left or right hand fitting. Black finish. Convex Truck Mirror Head Ball Joint Mount.



TOYOTA/HINO/ISUZU

Part No.	Description
TH1669	Size: 330 x 185 mm Convex. Fits 38mm ball or 19mm arm with plastic sleeve inert supplied. Black finish. Convex Truck Mirror Head.



UNIVERSAL

Part No.	Description
TH1697	Head Size: 320 x 185 mm Convex. Convex head. Black finish. Offset mount, 16mm arm.



ISUZU / HINO

Part No.	Description
TH1673	Size: 330 x 180 mm Convex. Convex head. Black finish. 22mm arm.



UNIVERSAL

Part No.	Description
TH1772	Size: 210mm Spotter. Wide angle convex, black finish. Clamps to suit 16mm arm.



ISUZU NKR/NHR

Part No.	Description
TH1690	Size: 255 x 155 mm Convex Convex head. Black finish. 30mm ball.



UNIVERSAL

Part No.	Description
TH1773	Mirror head round Size 150mm




MAZDA / ISUZU

Part No.	Description
TH1691	Mazda T2000 NPR Isuzu Size 185x323mm Fits 30mm ball



UNIVERSAL

Part No.	Description
TH1775	Head: 150mm Arm: 110mm Spotter. Fits 20mm or 16mm arm. Black finish. Wide Angle Convex Mirror with Arm - Clamp On.



TOYOTA DYNA


Part No.	Description
TH1692	Size 172 x 280mm Fits 20mm ball



TOYOTA

Part No.	Description
TH1900H	Size: 180 x 145 mm Convex Fits 17mm ball. Black finish.





Spafax VM Series mirrors won't break, shatter or splinter, providing the ultimate in safety for drivers, operators, pedestrians, service and military personnel.



THE ULTIMATE UNBREAKABLE MIRROR

Part No.	Description
VM1	Size: 305 x 205 mm Flat Glass. 10 year glass warranty. Perfect image definition. Fits 16 - 24 mm diameter arm.



THE ULTIMATE UNBREAKABLE MIRROR

Part No.	Description
VM2	Size: 205 x 150 mm Flat Glass. 10 year glass warranty. Perfect image definition. Fits 10 - 18 mm diameter arm.



THE ULTIMATE UNBREAKABLE MIRROR

Part No.	Description
VM3	Size: 205 x 150 mm Convex. 10 year glass warranty. Perfect image definition. Fits 10 - 18mm diameter arm.





OPERATING SINCE 1966

We love a challenge when it comes to identifying parts and finding solutions. If you can't see what you need in here, just ask!

Whangarei

58 Kioreroa Rd • (09) 430 3701

Silverdale

11/30 Foundry Rd • (09) 909 8355

Penrose

318 Church St • (09) 525 3414

Wiri

153 Kerrs Rd • (09) 980 7390

Pukekohe

Unit F/16 Wrightson Way, • (09) 237 0113

Hamilton

19A Maui St • (07) 847 7294

Rotorua

44 Marguerita St • (07) 921 6160

New Plymouth

67 De Havilland Dr • (06) 757 2023

Palmerston North

595 Tremaine Ave • (06) 953 3630

Tauranga

86 Hewletts Rd • (07) 572 7037

Napier

24 Severn St • (06) 974 3100

Hastings

1020 Omaha Rd • (06) 879 6579

Wellington

65 Port Rd • (04) 589 0089

Nelson - Richmond

26 Artillery Pl • (03) 989 0600

Greymouth

204 Main Sth Rd • (03) 906 0140

Christchurch

16 Branston St • (03) 943 0058

Timaru

110 Hilton Hway • (03) 956 0044

Dunedin

Cr Teviot & Otaki • (03) 477 0747

Invercargill

19 Mersey St (03) • 948 0300

